

**7 OPzV 490**



Specification	
Float Voltage	Standby use 2.23 V/cell
Boost Recharge	Maximum voltage of 2.35 - 2.40 V/cell with a maximum current of 0.25 C10 (A)
Dimension	Length 166 mm
	Width 206 mm
	Height 488 mm
Weight	41 kg
Self Discharge	Approx. 2% per month at 20°C
Tubular Positive Plates	Special grid construction, pressure cast from antimony free alloy, with highly porous gauntlets that retain the active material
Pasted Negative Plates	Service lives consistent with the positive plates
Electrolyte	Gel structure
Separators	Extremely high porosity and low internal resistance
Containers and Lids	Made of plastic (ABS) material. Also available in ABS flame retardant material as an option (according to IEC 707 FV0)
Installation	Cells are normally installed in an upright position on steel stands
One Way Relief Valve	Opens at low pressure and is fitted with a flame arrestor device
Terminals	Female treated terminal (M10) perfect contact and low resistance with flexible cable connectors
Post Seals	Prevents electrolyte leakage and terminal corrosion
Connectors	Flexible, fully insulated cable connectors screwed (with 20±1 Nm) to the terminal with an insulated screw having a probe hole on the top for electrical measurement

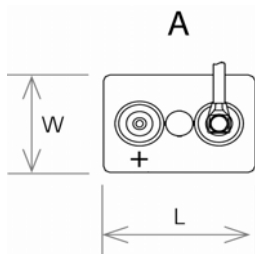
Constant Current Discharge (Amperes) at 20°C (68°F)											
F.V/Time	15min	30min	1h	2h	3h	4h	5h	6h	8h	10h	20h
1.90VPC	181	168	142	110	89	75	65	57	47	40	23
1.85VPC	259	228	186	137	107	89	76	67	54	46	26
1.80VPC	329	281	221	158	116	96	84	73	60	50	28
1.75VPC	388	321	243	166	123	101	86	75	60	50	28
1.70VPC	444	360	249	172	129	103	87	76	61	51	29
1.65VPC	496	391	274	176	131	104	88	76	61	51	29

Constant Power Discharge (Watts) at 20°C (68°F)											
F.V/Time	15min	30min	1h	2h	3h	4h	5h	6h	8h	10h	20h
1.90VPC	344	321	272	212	172	145	126	111	91	78	46
1.85VPC	483	427	348	259	204	170	147	129	105	89	52
1.80VPC	600	513	407	294	218	181	159	140	114	96	55
1.75VPC	691	579	443	306	229	189	162	141	115	96	55
1.70VPC	771	641	449	316	238	192	164	142	115	96	54
1.65VPC	851	689	489	320	239	192	163	142	114	96	54

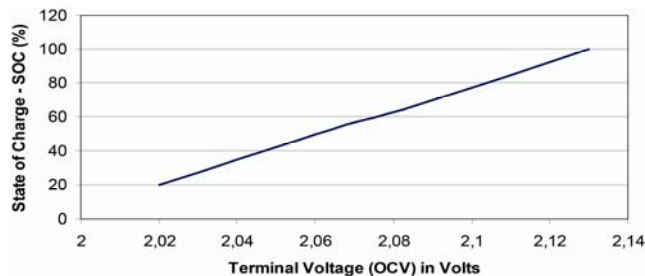


**7 OPzV 490**

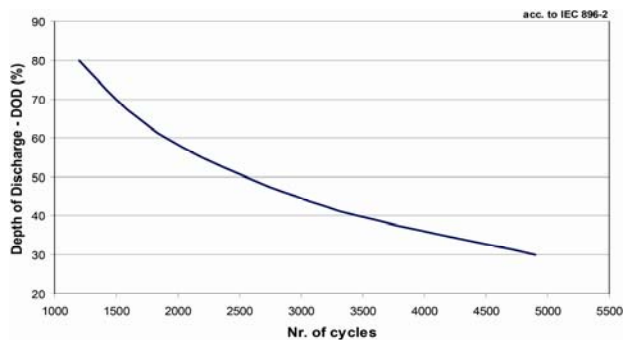
**Layout**



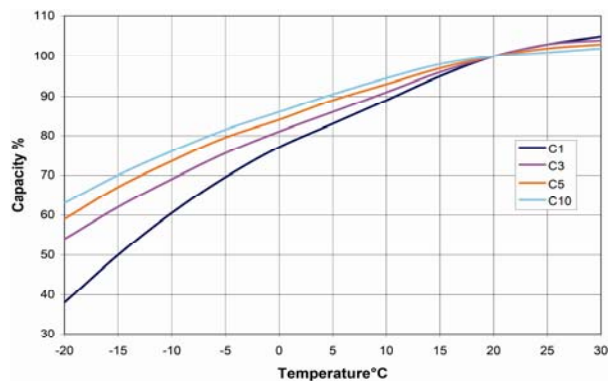
**Terminal Voltage vs. SOC**



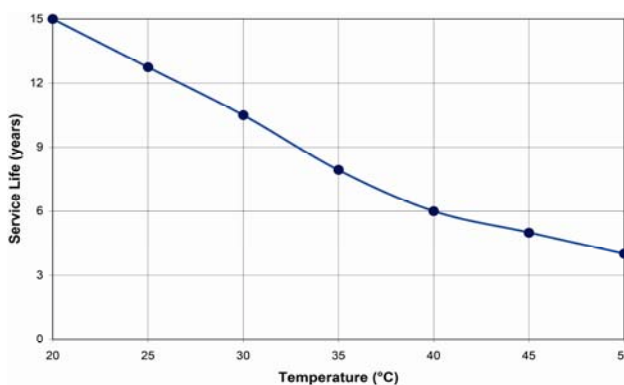
**No. of cycles vs. DOD**



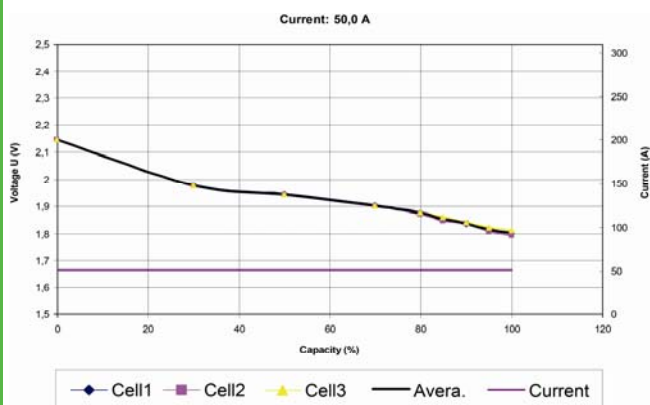
**Capacity = f(T)**



**Service Life vs Temperature**



**Capacity test C10**



ETL SEMKO

