

**6 OPzS 600**



**Specification**

Float Charge	U = 2.23 V/cell ± 1%, between 10°C and 30°C $\Delta U/\Delta T = -0.004$ V/K below 10°C in the monthly average
Boost Charge	U = 2.35 to 2.40 V/cell, time limited
Dimension	Length 145 mm Width 206 mm Height 711 mm
Weight	Dry: 35 kg      Wet: 50 kg
Self Discharge	Approx. 2% per month at 20°C
Positive Electrode	Tubular plate with low antimony alloy (< 2 %)
Negative Electrode	Flat with long life expander active material
Separation	Microporous separator
Electrolyte	Sulphuric acid of 1.24 kg/l at 20°C
Container	High impact, transparent SAN
Lid	ABS (SAN)* in grey color
Blocks with Blind Cells	4V, 6V, 8V, 10V
Plugs	Ceramic plugs according to DIN 40740
Pole Sealing	100 % gas-and electrolytetight, sliding-pole
Connector	Flexible insulated copper cable with cross-section of 35, 50, 70, 95 or 120 mm <sup>2</sup> (35, 50 or 70 mm <sup>2</sup> )*
Kind of Protection	IP 25 regarding DIN 40050, touch protected according VBG 4
Reference Temperature	20°C at C10 (1.80 V/cell) and 25°C at C100 (1.85 V/cell)
Initial Capacity	100% Normally up to 80% More than 80% DOD or discharges beyond final discharge voltages (dependent on discharge current) have to be avoided
Depth of Discharge	

**Constant Current Discharge (Amperes) at 20°C (68°F)**

F.V/Time	15min	30min	1h	2h	3h	4h	5h	6h	8h	10h	20h
1.90V/cell	193.7	188.5	174.3	136.9	111.8	94.7	82.6	73.6	61.2	53.8	32.2
1.87V/cell	249.6	237.1	201.9	156.3	126.8	107.3	93.6	81.1	67.3	58.2	33.4
1.83V/cell	317.0	290.4	238.3	177.9	141.6	118.8	101.7	88.3	73.5	62.2	34.5
1.80V/cell	378.3	328.9	264.7	190.6	150.6	124.6	107.3	93.0	76.6	64.0	35.3
1.75V/cell	449.1	380.7	300.2	206.0	158.9	130.0	110.3	92.9	77.1	65.4	35.9
1.70V/cell	513.3	427.4	322.0	215.3	162.5	131.7	113.7	96.6	79.4	65.9	36.1

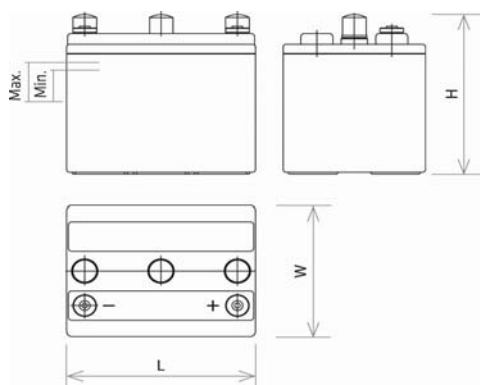
**Constant Power Discharge (Watts) at 20°C (68°F)**

F.V/Time	15min	30min	1h	2h	3h	4h	5h	6h	8h	10h	20h
1.90V/cell	368.7	359.6	334.3	264.3	217.0	184.3	160.6	143.8	119.4	106.0	64.1
1.87V/cell	471.1	447.7	382.7	298.2	243.1	207.7	181.7	157.4	131.0	113.8	65.4
1.83V/cell	584.2	538.8	440.8	333.9	268.6	225.9	194.3	169.6	142.0	120.2	67.6
1.80V/cell	689.7	600.5	487.2	354.9	282.6	234.9	202.8	176.8	147.1	122.8	69.3
1.75V/cell	800.3	686.7	546.7	380.0	295.8	243.6	207.7	175.3	147.1	124.4	70.1
1.70V/cell	891.1	761.2	580.8	395.5	299.8	245.3	213.4	182.0	79.4	125.1	68.7

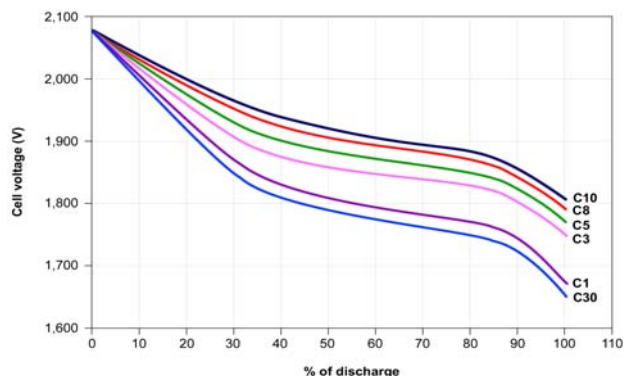


**6 OPzS 600**

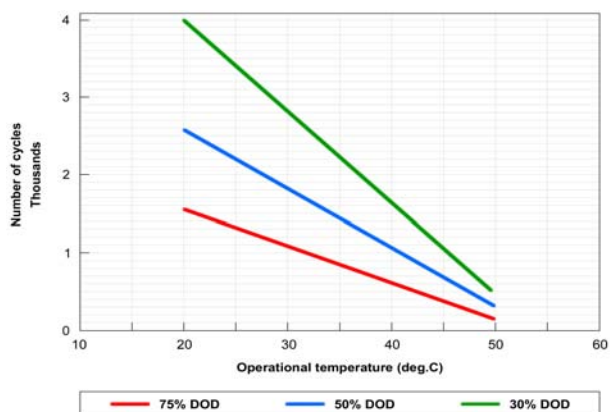
**Dimension**



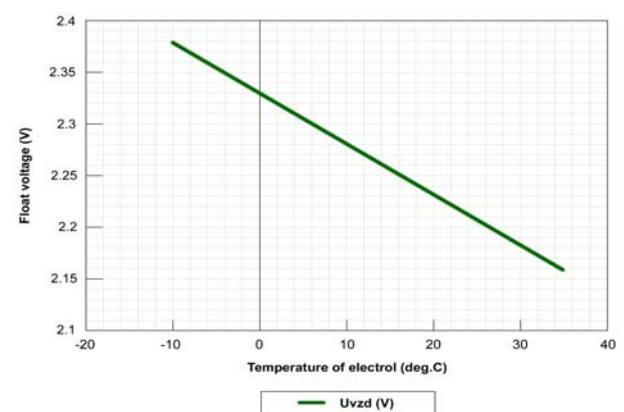
**Voltage vs. % of discharge at Cx**



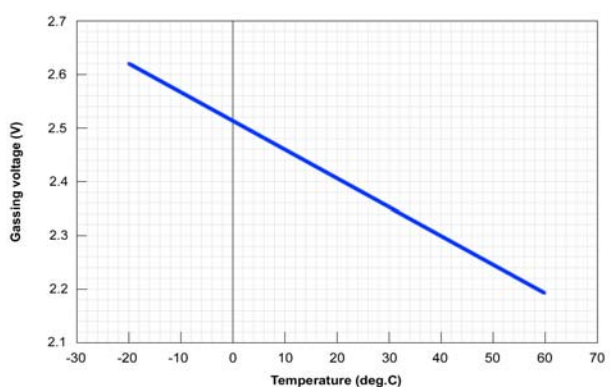
**Lifetime in cycles vs. temperature at DOD**



**Float voltage as f (T)**



**Gassing voltage as f (T)**



**Charging of OPzS cells with IU charger**

